

# AREX XS

## SUPERIOR LED WASH

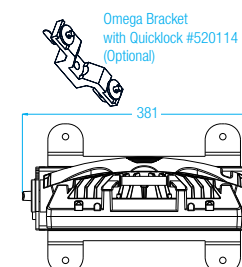
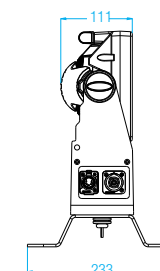
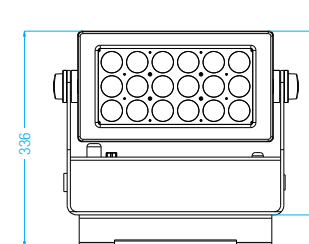
### 3 INDIVIDUALLY CONTROLLABLE SEGMENTS

- ADJUSTABLE BEAM ANGLE, INSERTABLE LENSES (E.G. 36° AND 54°)
- DESIGNED FOR MULTIPLE APPLICATIONS
- DEEP AND SATURATED COLORS
- FLICKER FREE OPERATION
- TOURING PROOF HOUSING
- WIRELESS DMX
- IP65 RATING
- RDM READY



Flux out: 3158 lm

Height	Eavg, Emax	Angle: 17.60deg	Diameter
1m	40075, 57989 lx		30.96cm
2m	10019, 14497 lx		61.92cm
3m	4453, 6443 lx		92.88cm
4m	2505, 3624 lx		123.85cm
5m	1603, 2320 lx		154.81cm
6m	1113, 1611 lx		185.77cm
7m	817.9, 1183 lx		216.73cm
8m	626.2, 906.1 lx		247.69cm
9m	494.8, 715.9 lx		278.65cm
10m	400.8, 579.9 lx		309.62cm



The Ares XS is the smaller brother of the Ares, which has been proven to be a lighting essential for many different purposes. The powerful LED wash fixture is perfect for illuminating large surfaces both in- and outdoor. Extreme brightness and an extraordinary even projection make the Ares XS a true LED alternative for traditional wash lights. The array of 18 calibrated high power RGBW LEDs is divided in three individually controllable horizontal segments.

The Ares XS is equipped with a punchy 21° beam angle, which can be easily adapted to other beam angles, even elliptical, by using the Smart Filter System®. The intelligent cooling system makes sure that the Ares XS is ready for TV and theatre productions. All in all, the Ares is a versatile LED wash that can be used for many applications.

The fixture comes with a filterframe, barndoor and a Wireless Solution W-DMX™ receiver on board, but can also be connected with XLR connectors. Power is connected through a PowerCON TRUE1 connector.

#### FACTSHEET

DMX channels	4-9-11-12-17-23-24
Beam angle	21°*
Power supply	100 - 240 VAC
Power consumption	Max. 300 Watt
Cooling	Intelligent cooling system
DMX connection	5p XLR in & out (3p optional)
Dimensions	381 x 111 x 290 mm (lwxhx)
Dimensions (with stand)	381 x 233 x 336 mm (lwxhx)
Weight (without accessories)	8,7 Kg
Certification	CE, RoHS
Item number	156225
Included items	Cable, barndoor, filterframe & stand
IP rating	IP65
Optional accessories	Flightcase, Omega Bracket
*adjustable with Smart Filter System, options: 36.6°, 54.2°, 63.6°, 82.7°, 21° x 63.6°, 63.6° x 21°, 63.6° x 92.4°	